

INSTANT WATER HEATER 2021





Established 20 years ago, Rubine is a leading Italian brand of bathroom products that had built a strong presence in many countries, including Singapore, and has provided reliable hot water solutions to more than 500,000 households.

The BOW series instant water heater was first introduced in 2014; this sleek-designed Black Or White water heater with 120mm diameter handshower had instantly become a success in the market. And in 2016, Rubine launched its Inverter AC Pump model, the first instant heater with a black rainshower and within 5 years, it sold more than 100,000 pieces.

Today, after accumulating the past-year feedbacks from YOU, we are ready to launch our latest BOW series of water heater, the Inverter DC Pump model, 3388. We trust the state of art features and quality would ensure your comfort and satisfaction while redefining your shower experience and lifestyle.

BOW 3388



Enjoy the feeling of a natural rain shower with the advanced technology of our new BOW 3388 instant water heater – the inverter DC pump series. This sleek design low noise DC pump water heater is the next big thing in the water heating industry; besides saving 55% of energy cost, it is also equipped with a Tri-way diverter that enables you to collect warm water for your baby bathtub or handwash clothes. It comes in 2 colors, the popular matte black and the classic white and with matching rain shower and 5 functions hand shower. Never need to complain about low water pressure again, we got everything you need to make a shower feel every bit as indulgent as the world's best bath.



1

Low-Noise Inverter DC Pump

The operation of DC pump creates peaceful experience which is remarkably quiet at just <45db.



2

UK Technology Heating Element

UL approved standard. Fast and reliable in getting hot water.



3

Independent Thermo Cut-Out

Independent thermo cut-out protects water heater from overheating and scalding.



4

For Anti-Scalding Protection

Safety thermostat for anti-scalding protection.

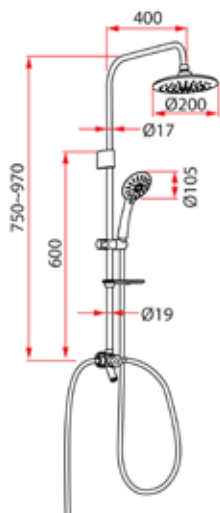
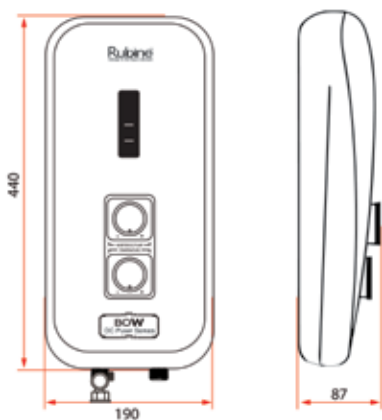


5

Warranty

5 years warranty for heating element and tank.

5



Product Information

Model	RWH-3388 (Black or White)
Type of Pump	Inverter DC
Rated Power	3500W
Rated Voltage	230V
Rated Frequency	50Hz/60Hz
Rated Current	15A
Working Pressure	0.02MPa (Min.) / 0.4MPa (Max.)
Min. Flow Rate	2L/min
Net Weight	2.3kg
Waterproof IP Rating	IP25
No. of spray	1 (Overhead), 5 (Handshower)
Package Included	Water Heater + Rainshower Set + Mounting Hardware

* Measured in Millimeters (mm)

* Product dimension is for reference only.

* Copyright Reserved. Rubine is constantly improving its products and make changes if deemed necessary.





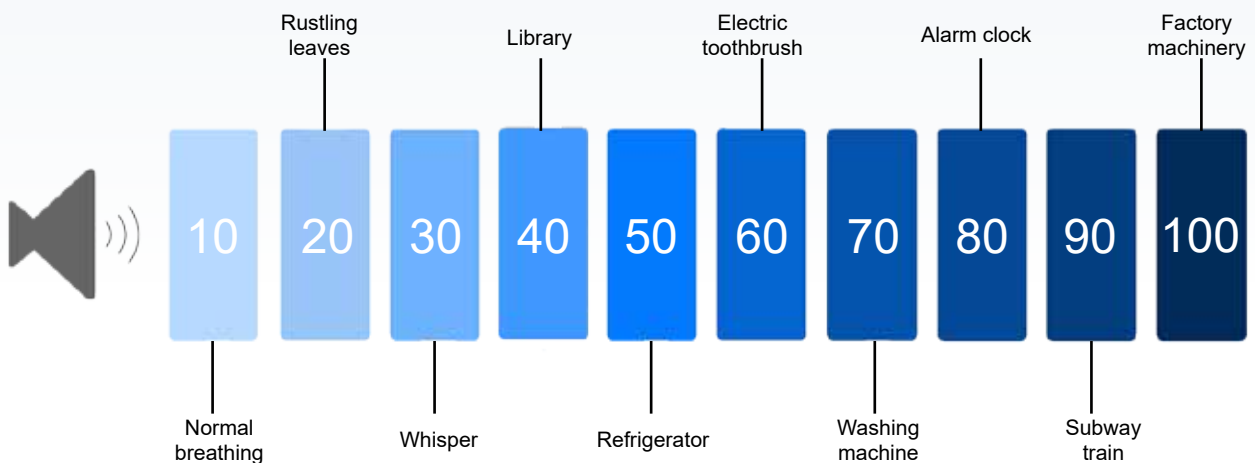
55%
MORE ENERGY
SAVING

LOW NOISE INVERTER DC PUMP

Technology is constantly evolving and the use of an inverter DC pump by Rubine in its water heater is a breakthrough in the industry. This brushless motor is quiet in operation - <45db, has a longer life span, and save up to 55% more energy. Moreover, DC pump uses magnet so it is more efficient and requires little maintenance.

NOISE LEVEL

Average decibels (dB)



INVERTER AC PUMP

The inverter AC pump was Rubine first-generation booster pump used in its instant water heater. It creates strong water flow up to +5 liters/min and solves all the low water pressure issues. A proven track record of reliability since its introduction, it stabilizes current minimize sparking, and decreases carbon lost giving a longer lifespan.



Rainshower for 3388

ADJUSTABLE HEIGHT

- The upper rod is extendable up to 29" before securing it.

BRASS SWIVEL JOINT

- 360° Swivel ball joint adjustable to suit your need.

ROUND OVERHEAD SHOWER

- 1 function
- 63 nozzles
- Faceplate: Ø200mm
- ABS Chrome White/Black

HANDSHOWER

- 5 shower functions
- 46 nozzles
- Faceplate: Ø105mm
- ABS Chrome White/Black

360° SHOWER HOLDER

- Allow you to adjust the angle of your handshower.

TRANSPARENT SOAP DISH

- Save you the trouble of finding a space for your soap.

TRI-WAY DIVERTER

- Allow you to switch between overhead shower, handshower and faucet pipe.

FILTER

- A rubber washer with stainless steel filter mesh, serves as a flow restrictor can reduce the waste of water effectively.

1.5M FLEXIBLE SHOWER HOSE

- Anti-Twist Bass Connector
- High Quality PVC & Abrasion-Resistance
- Durable & Reliable
- 2.8mm Thickness

Tri-Way Diverter

The Tri-way diverter is an improvement after the feedback from YOU. We know sometimes you need to collect warm water instantly and it is not easy to do it with the hand shower. Thus, a spout was added to the existing diverter but in actuality, the design needed another 7 sets of molds to produce it. We thank you for your inputs towards the creation of this 360° Tri-way turning diverter and we trust it is useful.

3. HOT WATER TO OVERHEAD SHOWER

- 1 Spray Pattern



1. HOT WATER INLET

- Hot water from water heater enter here.



5. HOT WATER TO SPOUT



- Warm water for baby bathtub



- Warm water for handwash clothes



- Easy access of warm water

4. HOT WATER TO HANDSHOWER

- 5 Spray Patterns



Massage



Massage + Rain



Rain



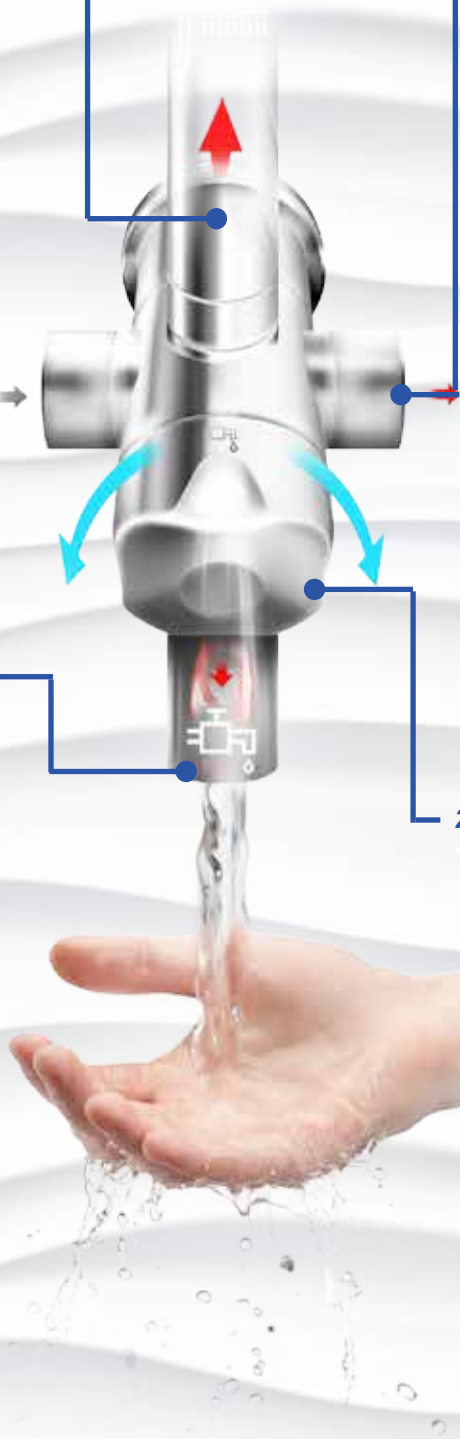
Rain + Bubble



Bubble

2. 360° CONTROL KNOB

Allow you to switch between rainshower, handshower and spout.





UL-APPROVED HIGH QUALITY UK TECHNOLOGY HEATING ELEMENT

Ensuring peace of mind with quality and reliable UL-approved heating element.

COLD WATER INLET

THERMAL INSULATION SHELL
- Avoid heat loss

ANTI-TANK LEAKAGE COVER


SPIRAL DESIGN
- Fast & Smooth Heating

HOT WATER OUTLET

SHEATHED COPPER HEATING ELEMENT
- Avoid easy limestone formation


COLD WATER IN

HOT WATER OUT



OPENED WATER FLOW

1) When power is on and water flows into the heater, the magnetic pistol will activate the Reed Switch Sensor to automatically turn on the water heater.



CLOSED WATER FLOW

2) When water flow stops, the magnetic pistol will automatically de-activate from the Reed Switch Sensor and turns off the heater.

BUILT-IN ADVANCED AUTOMATIC FLOW DESIGN

Prevent dryburn by automatically detects sufficient water pressure to operate.

COMPACT WATER FILTER & STOP VALVE

Equipped with a superior quality stop valve with built-in water filter to ensure better flow efficiency and filters out water particles.

FILTERED CLEAN WATER FLOW TO PUMP

STOP VALVE



WATER FILTER

FILTER MESH

PARTICLES

WATER FLOW IN

BOW 1388

The popular BOW series of electric instant water heater from Rubine is developed with the concept of making the heater aesthetically versatile in blending and matching with any bathroom decor. Other than its slim and elegant design, the heater is equipped with UL-approved high quality heating element and 120mm water saving chromed black or white hand shower. An easy installation shower kit plus flexible height mounting bracket between 500-600mm will also be included. Quality is also assured with a 5 year warranty on its heating element and water tank.



Rain



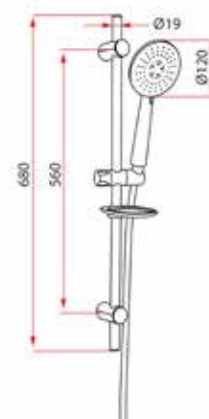
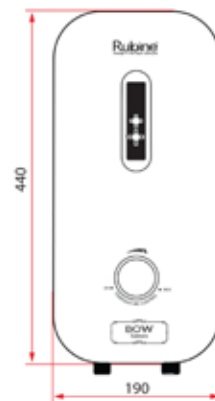
Massage + Rain



Massage

Product Information

Model	RWH-1388 (Black or White)
Type of Pump	Non
Rated Power	3500W
Rated Voltage	230V
Rated Frequency	50Hz/60Hz
Rated Current	15A
Working Pressure	0.02MPa (Min.) / 0.4MPa (Max.)
Min. Flow Rate	2L/min
Net Weight	1.3kg
Waterproof IP Rating	IP25
No. of spray	3 (Handshower)
Package Included	Water Heater + Shower Set + Mounting Hardware



* Measured in Millimeters (mm)

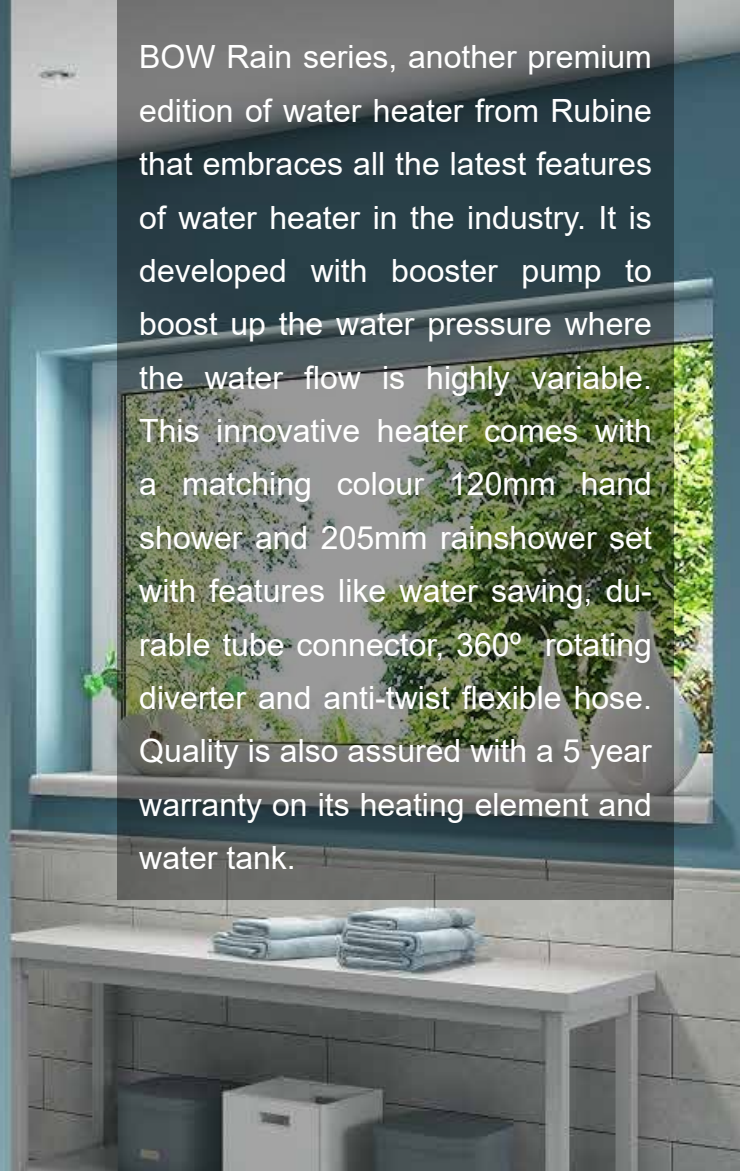
* Product dimension is for reference only.

* Copyright. All Rights Reserved. Rubine is constantly improving its products and make changes if deemed necessary.

BOW 2388



BOW Rain series, another premium edition of water heater from Rubine that embraces all the latest features of water heater in the industry. It is developed with booster pump to boost up the water pressure where the water flow is highly variable. This innovative heater comes with a matching colour 120mm hand shower and 205mm rainshower set with features like water saving, durable tube connector, 360° rotating diverter and anti-twist flexible hose. Quality is also assured with a 5 year warranty on its heating element and water tank.



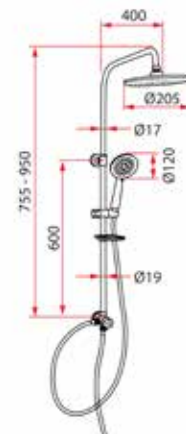
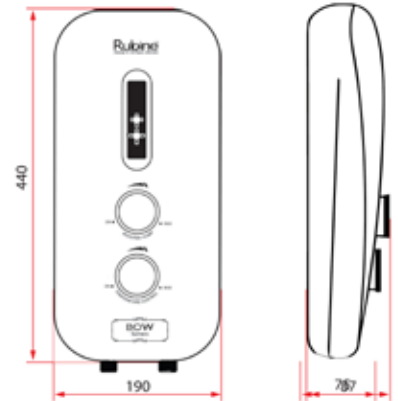
Rain



Massage + Rain



Massage



Product Information

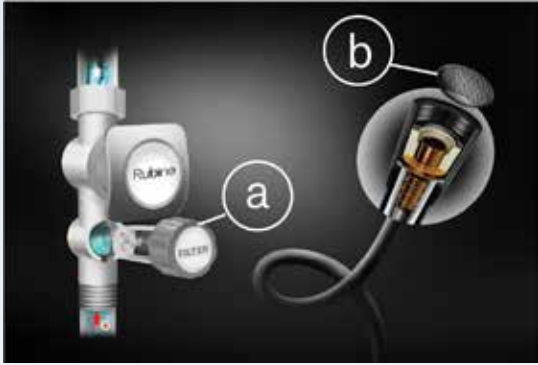
Model	RWH-2388HP (Black or White)
Type of Pump	Inverter AC Pump
Rated Power	3500W
Rated Voltage	230V
Rated Frequency	50Hz/60Hz
Rated Current	15A
Working Pressure	0.02MPa (Min.) / 0.4MPa (Max.)
Min. Flow Rate	2L/min
Net Weight	2.0kg
Waterproof IP Rating	IP25
No. of spray	1 (Overhead), 3 (Handshower)
Package Included	Water Heater + Rainshower Set + Mounting Hardware

* Measured in Millimeters (mm)

* Product dimension is for reference only.

* Copyright. All Rights Reserved. Rubine is constantly improving its products and make changes if deemed necessary.





FILTER CLEANING

For smooth flow and purified water, wash the filter valve (a) and hose filter (b) thoroughly with water every month.



SWITCH OFF WHEN NOT IN USE

Switch off the water heater when not in use. This will minimise any electrical damage and save electricity.

SAFETY PRECAUTION - DO AND DON'T

Do and don't as a simple guidance to secure you and your family's safety with quality and longer life span of water heater uses.



Flexible 3 Core 2.5mm² (110/76 20 Amp Cable)



2.5mm² PVC Single Core Insulated Cable with 100% Pure Copper



Children and elderly or disable person should be supervised.



Always ensure the right water temperature before showering

Change wiring with quality specification and do not make looping and share with other appliances while installing water heater.

Ensure that children do not play with the appliances and make sure not to leave children, elderly or disable person alone in shower.



Do not install unqualified products



Install with our genuine quality non-conductive products.



Do not leave handshower idle in the pail.

Assure your safety by using our genuine quality non-conductive flexible hose. Do not replace or install with unqualified products.

Leaving handshower in pail will minimise the water flow, causing abnormal overheating and thermostat may cut off.



rubineitaly



rubine.it



rubine_sg



rubine@casa.com.sg